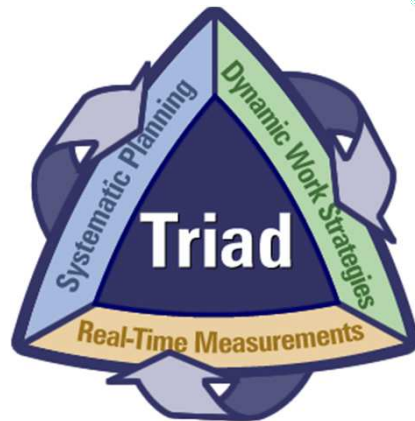


Module 4

Where Does Uncertainty Come from When Making Restoration Decisions?



“As we know, there are known knowns. There are things we know we know. We also know there are known unknowns. That is to say we know there are some things we do not know. But there are also unknown unknowns, the ones we don't know we don't know.”

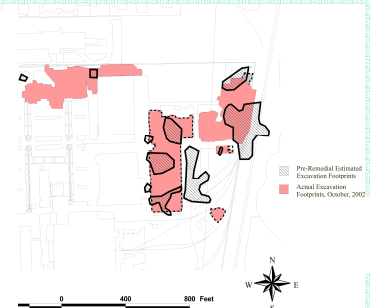
Donald Rumsfeld, Feb. 12, 2002,
Department of Defense news briefing

Experience Has Demonstrated That Cleanup Work Is Filled with Uncertainty

- Removed soils volumes always greater than those estimated during the design phase
- DOE Ohio experience:
 - Fernald, 817,500 yd³ more soil than expected requiring off-site disposal
 - West Jefferson, three times as much soil as expected
 - Mound, twice as much soil as expected
- FUSRAP experience:
 - Wayne: estimated – 58,000 yd³; revised – 110,000 yd³; actual 96,000 yd³
 - Middlesex: estimated – 24,000 yd³; actual – 41,000 yd³
- Complicates:
 - Program planning
 - Cost estimation
 - Remedial design and implementation

September 12, 2012

Portsmouth Training



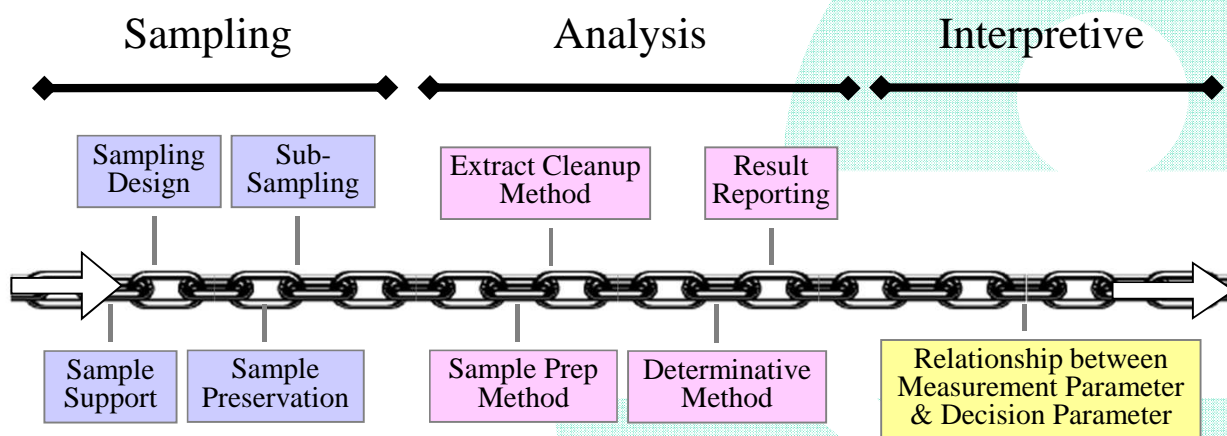
Uncertainty Arises from Complexity and Heterogeneity of Natural Systems Combined with the Sparseness of Characterizing Data

- Spatial heterogeneity is primary source of variability observed in environmental sample results
- Sample results can vary by orders of magnitude for proximal samples
- Historically the cost of collecting/analyzing samples has been significant, limiting data that are available
- The result: decision-making taking place in a fog of uncertainty

September 12, 2012

Portsmouth Training

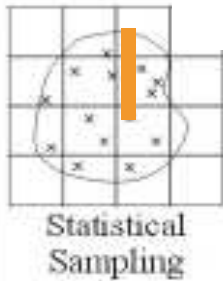
Decision Quality Only as Good as the Weakest Link in the Data Quality Chain



Each link represents a **variable** contributing toward the quality of the analytical result. All links in the **data quality chain** must be intact for data to be of decision-making quality!

Taking a Sample for Analysis

Population



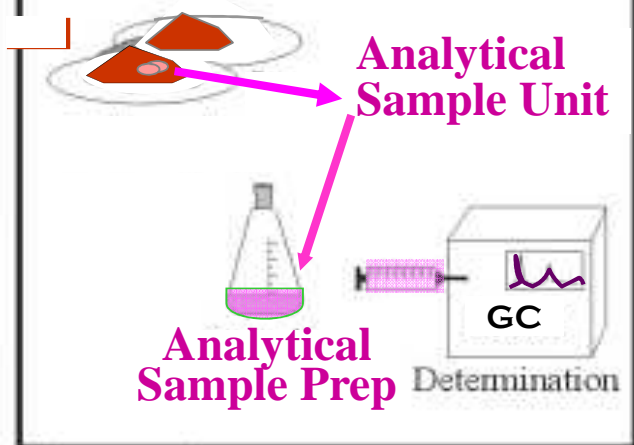
Soil Core Sample



Field Subsample



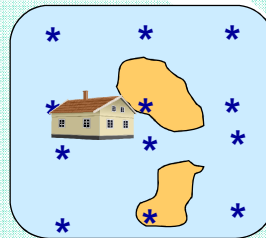
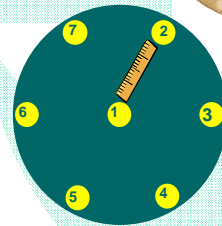
Lab Subsamples (Duplicates)



23.4567 ppm

Heterogeneity Causes Data Variability

- **Heterogeneity:** Variations in matrix properties
 - **Within-sample** micro-scale heterogeneity
 - **Short-scale, between-sample** heterogeneity (affects agreement between collocated samples)
 - **Large-scale, between-sample** heterogeneity (on scale of conventional distances between samples)



September 12, 2012

Portsmouth Training

7

Within Sample Variability

Micro-scale, within sample jar: measured by lab duplicates
(2 analytical subsamples taken from same sample jar)


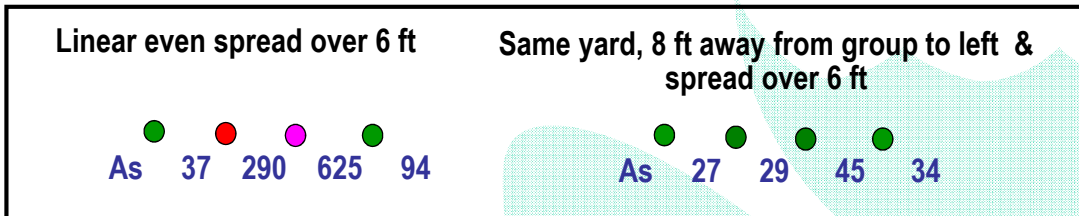
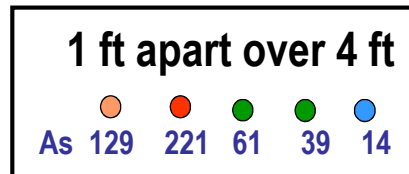
Pb: ICP lab duplicates



Lab dup examples from
actual site data. Population
characteristic being
measured = Pb conc

	original	dup
	1038	688
	332	412
	874	2187
	34	49
	248	223
	69	45

Short-Scale Heterogeneity Can Be Significant: Arsenic in Samples from 3 Residential Yards



September 12, 2012

Portsmouth Training

Short-Scale Variability Can Be Significant: Explosives

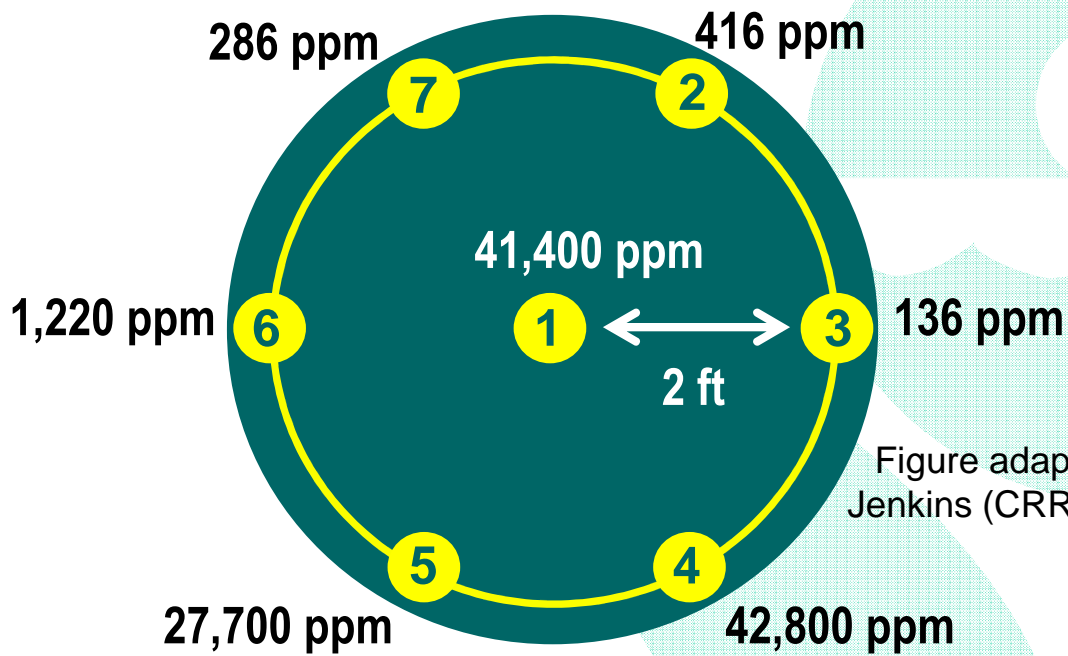


Figure adapted from Jenkins (CRREL), 1996

Heterogeneity Overwhelms Variability from Different Analytical Techniques

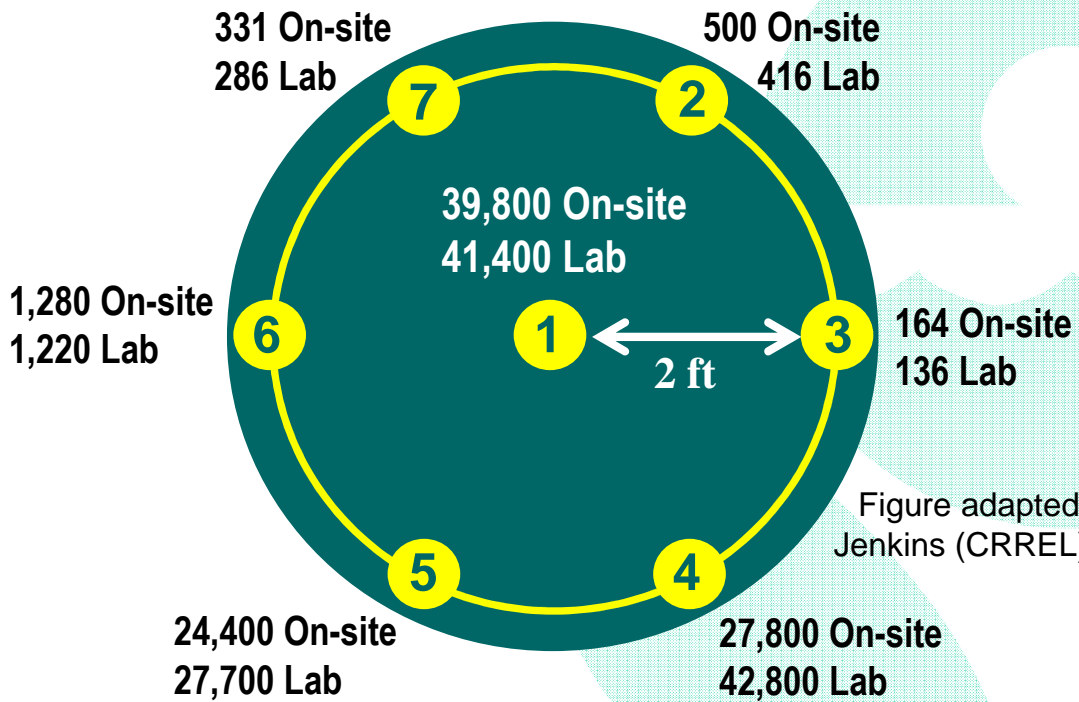


Figure adapted from Jenkins (CRREL), 1996

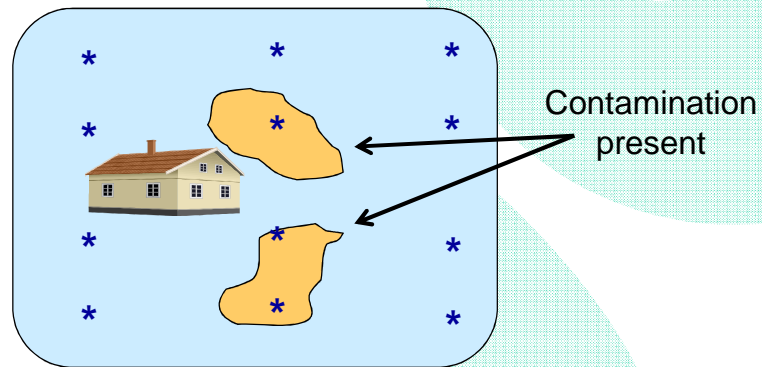
September 12, 2012

Portsmouth Training

11

Variability at Highest Spatial Scale

Large-scale variability: differences in concentration at the scale of typical sampling design spacing; the kind of conc. variability traditional sampling designs are trying to find



September 12, 2012

Portsmouth Training

12

Historically Focus Has Been Analytical Quality, But...

- Emphasis on fixed laboratory analyses following well-defined protocols
- Analytical costs driven to a large degree by QC/QC requirements
- Result:
 - analytical error typically on order of 30% or less for replicate analyses
 - traditional laboratory data treated as “definitive”...but definitive about what?

The Biggest Cause of Misleading Data

Heterogeneity Rules!



You Can't Fool Mother Nature

September 12, 2012

Portsmouth Training

14

How Do We Reduce Decision Uncertainty?

- For analytical errors:
 - Switch to a better analytical technique
 - Improve QC on existing techniques
- For sample prep and handling errors:
 - Improve sample preparation
- For sampling uncertainty:
 - Collect samples from more locations

We can't control the effects of uncertainty on our decisions if we don't know where it is coming from.

Historically the cleanup business has focused resources on the wrong sources of data uncertainty.

Any Questions?



September 12, 2012

Portsmouth Training

17